



SONICLEAR

Antimicrobial Sonic Facial Cleansing System

Deep Cleansing,
Anti-Aging Exfoliation

WITH:

Antimicrobial Brush
Bristles



Questions or Problems?



Call Us.

772.446.0149

(Mon-Fri 9-5 EST)

Email Us.

At any time

customerservice@michaeltoddbeauty.com

We are here to help you with our hassle-free
return service

*Keep for your records

CONGRATULATIONS

Congratulations on purchasing the Soniclear facial cleansing brush featuring sonic wave powered cleansing action and the world's first antimicrobial product protection.

The key to the Soniclear's advanced cleansing action is its micro-massaging movements at sonic frequencies of 200-300 times per second. That's up to 17,000+ movements every minute! These small movements at high speeds gently yet thoroughly cleanse and exfoliate without pulling the skin. Four cleansing speeds allow you to customize your cleansing experience to your specific skin type and skin concerns. The result is up to 7x's more effective cleansing than with hands alone for improved appearance of skin tone, texture and pore size.

Cleaner Skin Begins With A Cleaner Brush. Soniclear is the world's first sonic skin cleansing system to incorporate antimicrobial protection into its brushes to guard against the growth of stain and odor causing bacteria. The antimicrobial used in the Soniclear is registered with the U.S. Environmental Protection Agency and is considered so unique its use in the Soniclear is the subject of a pending patent. With antimicrobial product protection, the brushes of your Soniclear stay cleaner, fresher longer and will not require replacement as often as unprotected brushes.

Your Soniclear also has an automatic timer that alerts you to move to the next cleansing area and is fully waterproof for use in the shower or bathtub.

Once you've tried your Soniclear, you will not want to imagine your beauty routine without it.

IMPORTANT SAFETY INFORMATION

BASIC SAFETY PRECAUTIONS. When using electrical products, especially when children are present, basic safety precautions should always be taken. **IF YOU THINK THE POWER IS OFF WHEN THE SWITCH IS OFF, YOU ARE WRONG.** If the plug is in, the power is on. Unplug electrical appliances when you are not using them.

DANGERS. To reduce the risk of electrocution:

1. **DO NOT** place or store the Charger where it can fall or be pulled into a tub or sink.
2. **DO NOT** place the Charger in or drop it or the plug into water or other liquid. The Charger is not for immersion or for use in the shower or bath.
3. **DO NOT** reach for the Charger that has fallen into water. Disconnect immediately.
4. **DO NOT** use this Product if the Charger is plugged in and it can come in contact with water.
5. Keep this Product away from open flame or flammable aerosol products. This Product is not suitable for use in the presence of a flammable anesthetic mixture with air or oxygen or nitrous oxide.

WARNINGS. To reduce the risk of burns, electrocution, fire or injury to persons:

1. Close supervision is necessary when this Product is used by, on, or near children or physically challenged persons.
2. Use this Product only for its intended use as described in these Instructions for Use. **DO NOT** use attachments other than those recommended and provided by MICHAEL TODD BEAUTY.
3. Keep the Charger away from heated surfaces.
4. Never use this Product while sleeping or drowsy.
5. **DO NOT** use this Product outdoors or where oxygen is being administered.
6. Never operate this Product if it is damaged.
7. **DO NOT** use the Charger for recharging if the power cord or plug is damaged, the Charger is not working properly, or if the Charger has been dropped on the ground or into water.
8. The Handle and Charger of this Product have no serviceable parts. Never attempt to open the Handle for any reason. If the Charger is damaged, it must be unplugged and replaced. Contact customer service at 772.446.0149 or email us at customerservice@michaeltoddbeauty.com for instructions on how to obtain a replacement.

9. Use this Product with the supplied Charger only.

IMPORTANT CAUTIONS.

1. The built-in antimicrobial product protection in the brushes of this Product is neither a substitute for good hygienic practices nor intended to protect the user from microorganisms that cause disease. Clean the Brush with warm soapy water before and after each use and do not share Brush Heads for sanitary reasons.

CONTENTS

Your Soniclear comes with the following:

- A. Soniclear Cleansing Tool
- B. Antimicrobial Face Brush Head (All Skin Types)
- C. Sonic Infuser Head
- D. Hard Shell Travel Case
- E. Wireless Charging/Drying Stand with USB Cable
- F. 4 Customizable Speeds
- G. Built in Timer and Memory



GETTING TO KNOW YOUR SONICLEAR



SONICLEAR FEATURES

ACCESSORIES. The Soniclear comes with the following accessories:

- Antimicrobial Face Brush Head
- Sonic Infuser Head
- Wireless Charging/Drying Stand with USB Cable
- Hard Shell Travel Case

Note: We are constantly creating innovative accessories to use with the Soniclear. For a complete listing of Soniclear accessories, visit our website at www.michaeltoddbeauty.com.

HARD SHELL TRAVEL CASE. For convenient storage at home or on the go, enjoy the included hard shell travel case.

ANTIMICROBIAL PRODUCT PROTECTION. *Cleaner Skin Begins With A Cleaner Brush®*. Soniclear is the world's first sonic skin cleansing system to incorporate antimicrobial protection into its brushes to guard against the growth of stain and odor causing bacteria. The antimicrobial used in the Soniclear is registered with the U.S. Environmental Protection Agency and is considered so unique its use in the Soniclear is the subject of a pending patent. With antimicrobial product protection, the brushes of your Soniclear stay cleaner, fresher longer and will not require replacement as often as unprotected brushes.

WATERPROOF. The Soniclear is waterproof (not merely water resistant) for use in the bath or shower.


FOUR SPEED OPTIONS. Four cleansing speeds enable you to customize your sonic cleansing experience to your specific skin type and skin concerns.

CLEANSING TIMER. For even and thorough cleansing, the Soniclear features a built in automatic timer that beeps every 20 seconds to indicate it is time to move to another cleansing area.

RECHARGEABLE. The Soniclear is rechargeable with the included Wireless Charging/Drying Stand with USB Cable and can provide 2+ Hour running battery life (Max.) of continuous use on a single charge.

LIFE® ANTIMICROBIAL PRODUCT PROTECTION

Protection Against Stain And Odor Causing Bacteria



The inventors of Soniclear cleansing systems recognized that skin cells and moisture remaining on the Brush Head between uses can create conditions for bacteria to grow. To guard against the growth of stain and odor causing bacteria, Soniclear cleansing systems were the first to incorporate antimicrobial product protection directly into the Brush Head during the manufacturing process. Traditional skin cleansing systems do not provide this protection.



The antimicrobial used in Soniclear cleansing systems is registered with the U.S. Environmental Protection Agency and is considered so unique its use in the Soniclear is the subject of a pending patent. Safe, effective and long lasting, this antimicrobial protection will not wash out or wear off for the normal life of the Brush Head so the brush stays cleaner, fresher for longer and does not require replacement as frequently as unprotected brushes.

Note: Antimicrobial product protection is not a substitute for good hygienic practices nor is it intended to protect the user from disease causing microorganisms. We recommend that you clean the Brush Heads with warm soapy water before and after each use and not share Brush Heads for sanitary reasons.


OPERATING INSTRUCTIONS



CLEANSING AND EXFOLIATION

1. The best practice is to choose a gentle daily cleanser for your skin type optimized for use with the Soniclear. Exfoliating scrubs with soft, rounded particles may be used with your Soniclear but we do not recommend using scrubs containing jagged exfoliating particles.
2. Before using your Soniclear for the first time, charge the Handle for 24 hours. See CHARGING Instructions.
3. Attaching/Removing Attachment Heads:
 - To attach or change the Brush Head, start with the Soniclear in the OFF position. DO NOT try to change the Brush Head while the Unit is running.
 - Hold the Brush Head attachment by the outer edge, push it down onto the attachment opening of the Handle and twist clockwise until it snaps into place. Listen for a tight snap indicating the Brush Head is locked in place.
 - To remove the Brush Head, grip it firmly, push down and twist counter- clockwise. Then pull the Brush Head away from the Handle.
 - Tip: You can use the Brush Head cap to easily remove and attach the Brush Head with a simple twist.

4. Starting: Press the ON/OFF Button  to turn on your Soniclear.
5. Selecting Speeds: Your Soniclear provides a customized sonic cleansing experience with 4 brush speeds to choose from. To change speeds, press the Speed Button  with your Soniclear turned ON. Speed is indicated visually by the two green Speed Indicator Lights on the Handle above the Power and Speed Buttons.

Speed	Light
Low speed	Lower green light on
2nd speed	Upper green light on
3rd speed	Both green lights on
4th speed	Both green lights flashing

6. Cleansing. To cleanse, wet your skin and the Brush Head with warm water. Apply cleanser to your skin or the Brush Head. Press the ON/OFF  button to turn ON your Soniclear and select the desired speed. Place the Brush Head flush to the skin and gently move in up-down or side to side strokes or in small circular motions. DO NOT press hard. The micro-massaging action of the Brush Head will perform the cleansing at sonic frequencies between 200-300 times per second depending on the speed selected. Pressing hard will only impede this motion and reduce the effectiveness of the cleansing.
7. Cleansing Timer. For even and thorough cleansing, your Soniclear features a built in automatic timer that beeps to indicate it is time to move to another cleansing area.

8. Stopping. Your Soniclear can be stopped at any time by pressing and holding the ON/OFF Button  for approximately 1 second. After the Unit is turned off, the 2 indicator lights will blink 5 times. To continue cleansing, simply press the ON/OFF Button  to turn the Unit on again and select desired speed.
9. When finished, rinse with warm water and dry skin with a clean towel.
10. Rinse the Brush Head and Brush Handle with warm soapy water to remove soap and dirt residue.

CHARGING

1. Your Soniclear is rechargeable with the Wireless Charging/ Drying Stand and USB Cable.



2. To charge, plug the Charger into a USB port or AC adaptor. The Charging Lights will light up indicating the Unit is charging. Unplug the Charger when not in use. DO NOT unplug the Charger when it is still connected to the Unit as this will cause discharging of the battery.

3. The Charger may become warm in normal operation while charging.
4. First Use. Prior to initially using your Soniclear, you may find that the device is partially charged; this is a process taken during our quality control inspection. It is recommended that you charge the device fully for 24 hours. Allow 8-12 hours for subsequent recharging. A full charge allows 2+ Hour running battery life (Max.) of continuous use (at low speed).
5. Infrequent Use. The Handle needs to receive a charge occasionally. If you rarely use the Handle, recharge it every 3 months to maintain its charging capability.
6. Charge Indicator. If battery power is low when the Handle is ON, it will shut off after 60 seconds and the lights will flash 5 times to signal you to charge the Handle.

When the battery is completely used up and the power is ON, the Handle will vibrate, the Charging Lights will flash 5 times and then it will shut off signaling you to charge the Handle.

7. The Unit will beep 2 times once the Charger is connected and the 2 indication lights will keep flashing when the Unit is being charged. When the Unit is fully charged, 2 indication lights will remain lit continuously.
8. Should your Soniclear stop working, try charging it for a minimum of 5 hours. If the issue is not resolved, contact Customer Service.

CARE AND MAINTENANCE

1. **Handle.** The Handle can be cleaned using warm soapy water to remove any dirt or residue buildup. Rinse and dry with a clean cloth.
2. **Brush Head.** The Brush Head is antimicrobial to protect against stain and odor causing bacteria. This protection is safe, effective and long lasting, and will not wash out or wear off for the normal life of the Brush Head. Traditional sonic cleansing systems don't provide this protection. Antimicrobial product protection is not a substitute for good hygienic practices nor is it intended to protect the user from disease causing microorganisms. We recommend that you clean the Brush Head with warm soapy water before and after using your Soniclear and not share the Brush Head for sanitary reasons. Each user should have her/his own Brush Head. Using your Soniclear to remove makeup may stain the brush bristles, but will not affect performance. If discoloration occurs, clean the Brush Head with warm soapy water. We also recommend replacing the Brush Head after 6 months of continuous use or more frequently should the bristles show wear or become less effective over time.
3. **Charger.** DO NOT immerse the USB Charger in water. Unplug the Charger before cleaning it. After unplugging the Charger, wipe with a soft, damp cloth.
4. DO NOT clean your Soniclear or any of its components using a dishwashing machine.
5. DO NOT use abrasive cleaners or chemicals to clean your Soniclear.

6. Storage. When not in use for prolonged periods, store your Soniclear in a dry place at a temperature between 32°F and 140°F (0°C to 60°C).
7. Your Soniclear does not require any other regular maintenance. If the Unit is not working properly, discontinue use and contact Customer Service at customerservice@michaeltoddbeauty.com or call 772 446.0149.

LIMITED WARRANTY

Please use this as your reference for any customer service or warranty needs you may have in the future.

You must register your product within 90 days of purchase in order to obtain the warranty. Your warranty is not effective unless you register your product within the time provided. In order to register your product go on-line to www.warrantymichaeltoddbeauty.com and complete the information required for registration.

LIMITED 3 YEAR WARRANTY. This limited warranty gives you specific legal rights and you may have other rights which vary from jurisdiction to jurisdiction. Any claim for breach of this limited warranty must be commenced within 3 years following the original purchase.

For a period of three years from the date of purchase, Michael Todd Beauty LP ("MICHAEL TODD BEAUTY") warrants the Product against Covered Defects. If there is a Covered Defect during the warranty period MICHAEL TODD BEAUTY agrees to exchange the Product with a new equivalent Product. This is the sole remedy available for breach of this limited warranty.

The limited warranty begins on the date of purchase and expires 3 years thereafter. In no event is the warranty period tolled or extended - including any period during which the Product (or any parts thereof) is in repair or if the Product is replaced by MICHAEL TODD BEAUTY during the warranty period.

This warranty is limited and applies only to a purchase of the Product from MICHAEL TODD BEAUTY or an authorized reseller, is valid for the original end user of the Product only and cannot be transferred under any circumstances.

Except as otherwise provided by law, to obtain service under this warranty, return the Product with a Covered Defect to us with your purchase receipt and, if you are returning the Product after one (1) year from the date of purchase, \$15 for postage and handling. For shipping instructions, contact our Customer Service department at customerservice@michaeltoddbeauty.com or call 772.446.0149.

WHAT IS COVERED? “Covered Defects” means damage, defects or failure resulting from ordinary consumer use under normal home conditions according to the instruction manual included with the Product. Covered Defects do NOT include using the Product with a voltage converter; damage, defects or failure caused by misuse or improper care of the Product; impact or insertion of foreign objects into or on the Product; improper storage; improper or incorrectly performed maintenance or repair of the Product; application of harmful chemicals or abrasives to the Product; failure to follow manufacturer’s instructions; normal wear and tear; alteration or overuse of the Product; as well as any professional or commercial use of the Product.

WARRANTY LIMITATIONS. THIS LIMITED WARRANTY IS EXCLUSIVE OF ALL OTHER WARRANTIES, WHETHER ORAL OR WRITTEN, EXPRESS OR IMPLIED. THERE ARE NO IMPLIED WARRANTIES CREATED BY THE MANUFACTURE, SALE OR USE OF THE PRODUCT.

IN NO EVENT SHALL MICHAEL TODD BEAUTY BE LIABLE FOR ANY SPECIAL, INCIDENTAL, CONSEQUENTIAL, PUNITIVE, OR INDIRECT DAMAGES BASED UPON BREACH OF WARRANTY, BREACH OF CONTRACT, NEGLIGENCE, STRICT PRODUCT LIABILITY, TORT OR ANY OTHER LEGAL THEORY.

THESE WARRANTY TERMS, CONDITIONS AND LIMITATIONS ALLOCATE THE RISKS OF PRODUCT FAILURE BETWEEN MICHAEL TODD BEAUTY AND YOU, THE END USER. THIS ALLOCATION IS RECOGNIZED BY BOTH PARTIES AND IS REFLECTED IN THE PRICE OF THE PRODUCT. BY USING THE PRODUCT YOU ACKNOWLEDGE THAT YOU HAVE READ THESE TERMS, CONDITIONS AND LIMITATIONS, UNDERSTAND THEM AND ARE BOUND BY THEM.

SOME STATES DO NOT ALLOW LIMITS ON WARRANTIES, OR ON REMEDIES FOR BREACH IN CERTAIN TRANSACTIONS. IN SUCH STATES, THE LIMITS CONTAINED HEREIN AND THE DISCLAIMER OR EXCEPTIONS FROM WARRANTY MAY NOT APPLY. IF APPLICABLE LAW DOES NOT PERMIT THE DISCLAIMER OF IMPLIED WARRANTIES, THEN THE DURATION OF SUCH IMPLIED WARRANTIES, ARE EXPRESSLY LIMITED TO THE DURATION OF THE EXPRESS LIMITED WARRANTY SET FORTH HEREIN.

PRODUCT CHANGES. MICHAEL TODD BEAUTY reserves the right to make changes and improvements to its products without incurring any obligation to incorporate such improvements in products previously sold or to notify you of these changes or improvements.

DISPUTES. This limited warranty is governed by the laws of the State of Florida, without regard to principles of conflicts of laws, and applicable United States federal law. The United Nations Convention on Contracts for the International Sale of Goods shall not apply. YOU AGREE TO SUBMIT ANY CLAIM, DISPUTE, OR CONTROVERSY (REGARDLESS OF THE FORM OR TYPE OF ACTION) AGAINST US TO ARBITRATION ADMINISTERED BY THE NATIONAL ARBITRATION FORUM UNDER ITS CODE OF PROCEDURE THEN IN EFFECT (available at <http://www.arb-forum.com> or via telephone at 1-800-474-2371). Except to the extent otherwise required by law, you agree that the arbitration proceedings will take place exclusively where the principal office of MICHAEL TODD BEAUTY is located at the time of institution of the proceedings. You may be entitled to file suit under state laws without submitting your claim to arbitration first. Information on arbitration may be obtained from, and a claim may be filed with, the National Arbitration Forum at P.O. Box 50191, Minneapolis, MN 55405-0191 USA.

For more information, updates, reviews frequently asked questions and more visit us on the web at:
www.michaeltoddbeauty.com

This equipment has been tested and found to comply with Part 18 of the FCC Rules

© 2025 MICHAEL TODD BEAUTY
Port St Lucie, FL

“Cleaner skin begins with a cleaner brush”, Soniclear by Michael Todd Beauty are trademarks of MICHAEL TODD BEAUTY
LIFE antimicrobial product protection is a trademark of LIFE Materials Technologies Ltd

All rights reserved.

